

(ketorolac tromethamine ophthalmic solution) 0.45%
 Initial U.S. Approval: 1991

ACUVAIL™
 (ketorolac tromethamine ophthalmic solution) 0.45%

Preservative-Free
 FOR SINGLE-USE ONLY

INDICATIONS AND USAGE

ACUVAIL™ ophthalmic solution is a nonsteroidal, anti-inflammatory indicated for the treatment of pain and inflammation following cataract surgery. (1)

FULL PRESCRIBING INFORMATION: CONTENTS*

- 1 INDICATIONS AND USAGE
- 2 DOSAGE AND ADMINISTRATION
 - 2.1 Recommended Dosing
 - 2.2 Use with Other Topical Ophthalmic Medications
- 3 DOSAGE FORMS AND STRENGTHS
- 4 CONTRAINDICATIONS
- 5 WARNINGS AND PRECAUTIONS
 - 5.1 Delayed Healing
 - 5.2 Potential for Cross-Sensitivity
 - 5.3 Increased Bleeding Time
 - 5.4 Corneal Effects
 - 5.5 Contact Lens Wear

FULL PRESCRIBING INFORMATION

1 INDICATIONS AND USAGE

ACUVAIL™ ophthalmic solution is indicated for the treatment of pain and inflammation following cataract surgery.

2 DOSAGE AND ADMINISTRATION

2.1 Recommended Dosing

Patient Dosing

One drop of ACUVAIL™ should be applied to the affected eye twice daily beginning 1 day prior to cataract surgery, continued on the day of surgery, and through the first 2 weeks of the postoperative period.

2.2 Use with Other Topical Ophthalmic Medications

ACUVAIL™ ophthalmic solution may be administered in conjunction with other topical ophthalmic medications such as alpha-agonists, beta-blockers, cycloplegics, and mydriatics. Drops should be administered at least 5 minutes apart.

3 DOSAGE FORMS AND STRENGTHS

4.5 mg/mL ketorolac tromethamine solution (0.45%) in a single-use vial.

4 CONTRAINDICATIONS

ACUVAIL™ solution is contraindicated in patients with previously demonstrated hypersensitivity to any of the ingredients in the formulation.

5 WARNINGS AND PRECAUTIONS

5.1 Delayed Healing

Topical nonsteroidal anti-inflammatory drugs (NSAIDs) may slow or delay healing. Topical corticosteroids are also known to slow or delay healing. Concomitant use of topical NSAIDs and topical steroids may increase the potential for healing problems.

5.2 Potential for Cross-Sensitivity

There is the potential for cross-sensitivity to acetylsalicylic acid, phenylacetic acid derivatives, and other NSAIDs. Therefore, caution should be used when treating individuals who have previously exhibited sensitivities to these drugs.

5.3 Increased Bleeding Time

With some NSAIDs, there exists the potential for increased bleeding time due to interference with thrombocyte aggregation. There have been reports that ocularly applied nonsteroidal anti-inflammatory drugs may cause increased bleeding of ocular tissues (including hyphemas) in conjunction with ocular surgery.

It is recommended that ACUVAIL™ ophthalmic solution be used with caution in patients with known bleeding tendencies or who are receiving other medications, which may prolong bleeding time.

5.4 Corneal Effects

Use of topical NSAIDs may result in keratitis. In some susceptible patients, continued use of topical NSAIDs may result in epithelial breakdown, corneal thinning, corneal erosion, corneal ulceration, or corneal perforation. These events may be sight threatening. Patients with evidence of corneal epithelial breakdown should immediately discontinue use of topical NSAIDs and should be closely monitored for corneal health.

Postmarketing experience with topical NSAIDs suggests that patients with complicated ocular surgeries, corneal denervation, corneal epithelial defects, diabetes mellitus, ocular surface diseases (e.g., dry eye syndrome), rheumatoid arthritis, or repeat ocular surgeries within a short period of time may be at increased risk for corneal adverse events which may become sight threatening. Topical NSAIDs should be used with caution in these patients.

Postmarketing experience with topical NSAIDs also suggests that use more than 1 day prior to surgery or use beyond 14 days post-surgery may increase patient risk for the occurrence and severity of corneal adverse events.

5.5 Contact Lens Wear

ACUVAIL™ should not be administered while wearing contact lenses.

6 ADVERSE REACTIONS

Because clinical studies are conducted under widely varying conditions, adverse reaction rates observed in the clinical studies of a drug cannot be directly compared to the rates in the clinical studies of another drug and may not reflect the rates observed in practice.

6.1 Clinical Studies

The most common adverse events were reported in 1-6% of patients and included increased intraocular pressure, conjunctival hyperemia and/or hemorrhage, corneal edema, ocular pain, headache, tearing and vision blurred. Some of these events may be the consequence of the cataract surgical procedure.

8 USE IN SPECIFIC POPULATIONS

8.1 Pregnancy

Teratogenic Effects.

Pregnancy Category C: Ketorolac tromethamine, administered during organogenesis, was not teratogenic in rabbits and rats at oral doses of 3.6 mg/kg/day and 10 mg/kg/day, respectively. These doses are approximately 600 times and 1700 times higher respectively than the typical human topical ophthalmic daily dose of 0.35 mg (4.5 mg/mL x 0.04 mL/drop, BID) to an affected eye on a mg/kg basis. Additionally, when administered to rats after Day 17 of gestation at oral doses up to 1.5 mg/kg/day (approximately 300 times the typical human topical ophthalmic daily dose), ketorolac tromethamine resulted in dystocia and increased pup mortality. There are no adequate and well-controlled studies in pregnant women. ACUVAIL™ solution should be used during pregnancy only if the potential benefit justifies the potential risk to the fetus.

Nonteratogenic Effects: Because of the known effects of prostaglandin-inhibiting drugs on the fetal cardiovascular system (closure of the ductus arteriosus), the use of ACUVAIL™ solution during late pregnancy should be avoided.

8.3 Nursing Mothers

Because many drugs are excreted in human milk, caution should be exercised when ACUVAIL™ is administered to a nursing woman.

8.4 Pediatric Use

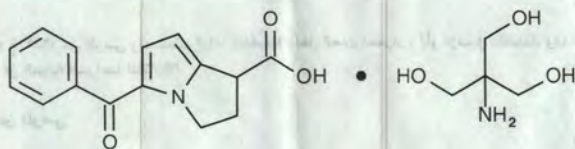
Safety and effectiveness in pediatric patients have not been established.

8.5 Geriatric Use

No overall clinical differences in safety or effectiveness have been observed between elderly and other adult patients.

11 DESCRIPTION

ACUVAIL™ (ketorolac tromethamine ophthalmic solution) 0.45% is a member of the pyrrolo-pyrrole group of nonsteroidal anti-inflammatory drugs (NSAIDs) for ophthalmic use. Its chemical name is (±)-5-Benzoyl-2,3-dihydro-1H-pyrrolizine-1-carboxylic acid, compound with 2-amino-2-(hydroxymethyl)-1,3-propanediol (1:1), and its molecular weight is 376.40. Its molecular formula is C19H24N2O6. Its chemical structure is:



ACUVAIL™ solution is supplied as a sterile isotonic aqueous 0.45% preservative-free solution, with a pH of approximately 6.8. ACUVAIL™ solution is a racemic mixture of R-(+) and S-(-) ketorolac tromethamine. Ketorolac tromethamine may exist in three crystal forms. All forms are equally soluble in water. The pKa of ketorolac is 3.5. This white to off-white crystalline substance discolors on prolonged exposure to light. The osmolality of ACUVAIL™ solution is approximately 285 mOsm/kg.

Contains: Active: ketorolac tromethamine 0.45%. **Inactives:** Carboxymethylcellulose; sodium chloride; sodium citrate dihydrate; and purified water with sodium hydroxide and/or hydrochloric acid to adjust pH.

12 CLINICAL PHARMACOLOGY

12.1 Mechanism of Action

Ketorolac tromethamine is a nonsteroidal anti-inflammatory drug which, when administered systemically, has demonstrated analgesic, anti-inflammatory, and anti-pyretic activity. The mechanism of its action is thought to be due to its ability to inhibit prostaglandin biosynthesis.

DOSAGE AND ADMINISTRATION

One drop of ACUVAIL™ should be applied by the patient to the affected eye twice daily beginning 1 day prior to cataract surgery, and continued through the first 2 weeks of the postoperative period. (2.1)

DOSAGE FORMS AND STRENGTHS

- 4.5 mg/mL ketorolac tromethamine solution in a single-use vial. (3)

WARNINGS AND PRECAUTIONS

- Delayed healing (5.1)
- Potential for cross-sensitivity (5.2)
- Increased bleeding time due to interference with thrombocyte aggregation (5.3)
- Corneal effects including keratitis (5.4)

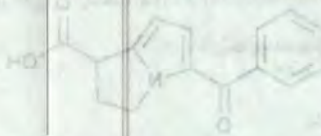
ADVERSE REACTIONS

Most common adverse reactions occurring in 1-6% of patients were increased intraocular pressure, conjunctival hemorrhage, and vision blurred. (6.1)

To report SUSPECTED ADVERSE REACTIONS, contact Allergan Representative or National Health authority

See 17 for PATIENT COUNSELING INFORMATION.

Revised: 10/2009



6 ADVERSE REACTIONS

6.1 Clinical Studies

8 USE IN SPECIFIC POPULATIONS

- 8.1 Pregnancy
- 8.3 Nursing Mothers
- 8.4 Pediatric Use
- 8.5 Geriatric Use

11 DESCRIPTION

12 CLINICAL PHARMACOLOGY

- 12.1 Mechanism of Action
- 12.3 Pharmacokinetics

13 NONCLINICAL TOXICOLOGY

- 13.1 Carcinogenesis, Mutagenesis, Impairment of Fertility

14 CLINICAL STUDIES

16 HOW SUPPLIED/STORAGE AND HANDLING

17 PATIENT COUNSELING INFORMATION

- 17.1 Slow or Delayed Healing
- 17.2 Avoiding Contamination of the Product
- 17.3 Contact Lens Wear
- 17.4 Intercurrent Ocular Conditions
- 17.5 Concomitant Topical Ocular Therapy

*Sections or subsections omitted from the full prescribing information are not listed.

12.3 Pharmacokinetics

The pharmacokinetics of ketorolac tromethamine ophthalmic solution 0.45% have not been assessed in humans.

Two drops of 0.5% ketorolac tromethamine ophthalmic solution instilled into the eyes of patients 12 hours and 1 hour prior to cataract extraction achieved a mean ketorolac concentration of 95 ng/mL in the aqueous humor of 8 of 9 eyes tested (range 40 to 170 ng/mL).

One drop of 0.5% ketorolac tromethamine ophthalmic solution was instilled into 1 eye and 1 drop of vehicle into the other eye TID in 26 normal subjects. Five (5) of 26 subjects had detectable concentrations of ketorolac in their plasma (range 11 to 22 ng/mL) at Day 10 during topical ocular treatment. The range of concentrations following TID dosing of 0.5% ketorolac tromethamine ophthalmic solution are approximately 4 to 8% of the steady state mean minimum plasma concentration observed following four times daily oral administration of 10 mg ketorolac in humans (0.29 ± 0.07 µg/mL).

13 NONCLINICAL TOXICOLOGY

13.1 Carcinogenesis, Mutagenesis, Impairment of Fertility

Ketorolac tromethamine was not carcinogenic in either rats given up to 5 mg/kg/day orally for 24 months or in mice given 2 mg/kg/day orally for 18 months. These doses are approximately 900 times and 300 times higher respectively than the typical human topical ophthalmic daily dose given as BID to an affected eye on a mg/kg basis.

Ketorolac tromethamine was not mutagenic *in vitro* in the Ames assay or in forward mutation assays. Similarly, it did not result in an *in vitro* increase in unscheduled DNA synthesis or an *in vivo* increase in chromosome breakage in mice. However, ketorolac tromethamine did result in an increased incidence in chromosomal aberrations in Chinese hamster ovary cells.

Ketorolac tromethamine did not impair fertility when administered orally to male and female rats at doses up to 9 mg/kg/day and 16 mg/kg/day, respectively. These doses are respectively 1500 and 2700 times higher than the typical human topical ophthalmic daily dose.

14 CLINICAL STUDIES

Two multicenter, randomized, double-masked, parallel group comparison studies including approximately 500 patients were conducted to evaluate the effects of ACUVAIL™ on anterior chamber cell and flare, and ocular pain relief following cataract extraction with posterior chamber intraocular lens (IOL) implantation. Results of these studies indicated that patients receiving ACUVAIL™ had a significantly higher incidence of clearing of anterior chamber inflammation 53% (167/318) vs. patients receiving vehicle 26% (41/155) at day 14.

ACUVAIL™ was also significantly superior to vehicle in resolving ocular pain. On Day 1 post cataract surgery, 72% (233/322) of patients in the ACUVAIL™ group were pain free compared to 40% (62/156) of patients in the vehicle group.

Results from clinical studies indicate that ketorolac tromethamine has no significant effect upon intraocular pressure; however, changes in intraocular pressure may occur following cataract surgery.

16 HOW SUPPLIED/STORAGE AND HANDLING

ACUVAIL™ (ketorolac tromethamine ophthalmic solution) 0.45% is available as a sterile solution supplied in clear, LDPE, single-use vials packaged in 6 foil pouches, 5 vials per pouch:

30 Single-Use Vials 0.4 mL each: NDC 0023-3507-30

Storage: ACUVAIL™ should be stored at 15o-30° C (59o-86° F). Store the vials in the pouch, protected from light. Fold pouch ends closed.

17 PATIENT COUNSELING INFORMATION

17.1 Slow or Delayed Healing

Patients should be informed of the possibility that slow or delayed healing may occur while using nonsteroidal anti-inflammatory drugs (NSAIDs).

17.2 Avoiding Contamination of the Product

Patients should be instructed that the solution from one individual single-use vial is to be used immediately after opening for administration to the affected eye. The remaining contents should be discarded immediately after administration. Avoid allowing the tip of the vial to contact the eye or surrounding structures because this could cause the tip to become contaminated by common bacteria known to cause ocular infections. Serious damage to the eye and subsequent loss of vision may result from using contaminated solutions.

Store the vials in the pouch, protected from light. Fold pouch ends closed.

17.3 Contact Lens Wear

ACUVAIL™ solution should not be administered while wearing contact lenses.

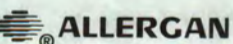
17.4 Intercurrent Ocular Conditions

Patients should be advised that if they develop an intercurrent ocular condition (e.g., trauma or infection) or have ocular surgery, they should immediately seek their physician's advice concerning the continued use of ACUVAIL™.

17.5 Concomitant Topical Ocular Therapy

If more than one topical ophthalmic medication is being used, the medicines should be administered at least 5 minutes apart.

Rx Only



Allergan Sales, LLC
Waco, TX 76712, USA

© 2012 Allergan, Inc., Irvine, CA 92612, U.S.A.
® and ™ marks owned by Allergan, Inc.

(THIS IS A MEDICAMENT)

- Medicament is a product which affects your health, and its consumption contrary to instructions is dangerous for you.
- Follow strictly the doctor's prescription, the method of use and the instructions of the pharmacist who sold the medicament.
- The doctor and the pharmacist are experts in medicine, its benefits and risks
- Do not by yourself interrupt the period of treatment prescribed.
- Do not repeat the same prescription without consulting your doctor.

Keep medicament out of reach of children

Council of Arab Health Ministers
Union of Arab Pharmacists